

PHILIPPINE BIDDING DOCUMENTS

Procurement of INFRASTRUCTURE PROJECTS

Government of the Republic of the Philippines

**CONSTRUCTION OF COVERED COURT
AT BARANGAY SAN MATEO
CITY OF BATAAC, ILOCOS NORTE**

**Sixth Edition
July 2020**

Preface

These Philippine Bidding Documents (PBDs) for the procurement of Infrastructure Projects (hereinafter referred to also as the “Works”) through Competitive Bidding have been prepared by the Government of the Philippines for use by all branches, agencies, departments, bureaus, offices, or instrumentalities of the government, including government-owned and/or -controlled corporations, government financial institutions, state universities and colleges, local government units, and autonomous regional government. The procedures and practices presented in this document have been developed through broad experience, and are for mandatory use in projects that are financed in whole or in part by the Government of the Philippines or any foreign government/foreign or international financing institution in accordance with the provisions of the 2016 revised Implementing Rules and Regulations (IRR) of Republic Act (RA) No. 9184.

The PBDs are intended as a model for admeasurements (unit prices or unit rates in a bill of quantities) types of contract, which are the most common in Works contracting.

The Bidding Documents shall clearly and adequately define, among others: (i) the objectives, scope, and expected outputs and/or results of the proposed contract; (ii) the eligibility requirements of Bidders; (iii) the expected contract duration; and (iv) the obligations, duties, and/or functions of the winning Bidder.

Care should be taken to check the relevance of the provisions of the PBDs against the requirements of the specific Works to be procured. If duplication of a subject is inevitable in other sections of the document prepared by the Procuring Entity, care must be exercised to avoid contradictions between clauses dealing with the same matter.

Moreover, each section is prepared with notes intended only as information for the Procuring Entity or the person drafting the Bidding Documents. They shall not be included in the final documents. The following general directions should be observed when using the documents:

- a. All the documents listed in the Table of Contents are normally required for the procurement of Infrastructure Projects. However, they should be adapted as necessary to the circumstances of the particular Project.
- b. Specific details, such as the “*name of the Procuring Entity*” and “*address for bid submission*,” should be furnished in the Instructions to Bidders, Bid Data Sheet, and Special Conditions of Contract. The final documents should contain neither blank spaces nor options.
- c. This Preface and the footnotes or notes in italics included in the Invitation to Bid, BDS, General Conditions of Contract, Special Conditions of Contract, Specifications, Drawings, and Bill of Quantities are not part of the text of the final document, although they contain instructions that the Procuring Entity should strictly follow.
- d. The cover should be modified as required to identify the Bidding Documents as to the names of the Project, Contract, and Procuring Entity, in addition to date of issue.
- e. Modifications for specific Procurement Project details should be provided in the Special Conditions of Contract as amendments to the Conditions of Contract. For easy completion, whenever reference has to be made to specific clauses in the Bid Data Sheet or Special Conditions of Contract, these terms shall be printed in bold typeface on Sections I (Instructions to Bidders) and III (General Conditions of Contract), respectively.
- f. For guidelines on the use of Bidding Forms and the procurement of Foreign-Assisted Projects, these will be covered by a separate issuance of the Government Procurement Policy Board.

TABLE OF CONTENTS

Glossary of Terms, Abbreviations, and Acronyms	4
Section I. Invitation to Bid.....	6
Section II. Instructions to Bidders	9
1. Scope of Bid	10
2. Funding Information	10
3. Bidding Requirements.....	10
4. Corrupt, Fraudulent, Collusive, Coercive, and Obstructive Practices	10
5. Eligible Bidders.....	10
6. Origin of Associated Goods	11
7. Subcontracts	11
8. Pre-Bid Conference.....	11
9. Clarification and Amendment of Bidding Documents	11
10. Documents Comprising the Bid: Eligibility and Technical Components	11
11. Documents Comprising the Bid: Financial Component	12
12. Alternative Bids	12
13. Bid Prices	12
14. Bid and Payment Currencies	12
15. Bid Security.....	13
16. Sealing and Marking of Bids.....	13
17. Deadline for Submission of Bids	13
18. Opening and Preliminary Examination of Bids	13
19. Detailed Evaluation and Comparison of Bids.....	13
20. Post Qualification.....	14
21. Signing of the Contract	14
Section III. Bid Data Sheet	15
Section IV. General Conditions of Contract.....	16
1. Scope of Contract.....	17
2. Sectional Completion of Works	17
3. Possession of Site.....	17
4. The Contractor's Obligations	17
5. Performance Security	17
6. Site Investigation Reports	18
7. Warranty.....	18
8. Liability of the Contractor.....	18
9. Termination for Other Causes.....	18
10. Dayworks	18
11. Program of Work.....	18

12. Instructions, Inspections and Audits19

13. Advance Payment.....19

14. Progress Payments19

15. Operating and Maintenance Manuals.....19

Section V. Special Conditions of Contract20

Section VI. Specifications22

Section VII. Drawings34

Section VIII. Bill of Quantities.....39

Section IX. Checklist of Technical and Financial Documents42

Glossary of Terms, Abbreviations, and Acronyms

ABC – Approved Budget for the Contract.

ARCC – Allowable Range of Contract Cost.

BAC – Bids and Awards Committee.

Bid – A signed offer or proposal to undertake a contract submitted by a bidder in response to and in consonance with the requirements of the bidding documents. Also referred to as *Proposal* and *Tender*. (2016 revised IRR, Section 5[c])

Bidder – Refers to a contractor, manufacturer, supplier, distributor and/or consultant who submits a bid in response to the requirements of the Bidding Documents. (2016 revised IRR, Section 5[d])

Bidding Documents – The documents issued by the Procuring Entity as the bases for bids, furnishing all information necessary for a prospective bidder to prepare a bid for the Goods, Infrastructure Projects, and/or Consulting Services required by the Procuring Entity. (2016 revised IRR, Section 5[e])

BIR – Bureau of Internal Revenue.

BSP – Bangko Sentral ng Pilipinas.

CDA – Cooperative Development Authority.

Consulting Services – Refer to services for Infrastructure Projects and other types of projects or activities of the GOP requiring adequate external technical and professional expertise that are beyond the capability and/or capacity of the GOP to undertake such as, but not limited to: (i) advisory and review services; (ii) pre-investment or feasibility studies; (iii) design; (iv) construction supervision; (v) management and related services; and (vi) other technical services or special studies. (2016 revised IRR, Section 5[i])

Contract – Refers to the agreement entered into between the Procuring Entity and the Supplier or Manufacturer or Distributor or Service Provider for procurement of Goods and Services; Contractor for Procurement of Infrastructure Projects; or Consultant or Consulting Firm for Procurement of Consulting Services; as the case may be, as recorded in the Contract Form signed by the parties, including all attachments and appendices thereto and all documents incorporated by reference therein.

Contractor – is a natural or juridical entity whose proposal was accepted by the Procuring Entity and to whom the Contract to execute the Work was awarded. Contractor as used in these Bidding Documents may likewise refer to a supplier, distributor, manufacturer, or consultant.

CPI – Consumer Price Index.

DOLE – Department of Labor and Employment.

DTI – Department of Trade and Industry.

Foreign-funded Procurement or Foreign-Assisted Project – Refers to procurement whose funding source is from a foreign government, foreign or international financing institution as specified in the Treaty or International or Executive Agreement. (2016 revised IRR, Section 5[b]).

GFI – Government Financial Institution.

GOCC – Government-owned and/or –controlled corporation.

Goods – Refer to all items, supplies, materials and general support services, except Consulting Services and Infrastructure Projects, which may be needed in the transaction of public businesses or in the pursuit of any government undertaking, project or activity, whether in the nature of equipment, furniture, stationery, materials for construction, or personal property of any kind, including non-personal or contractual services such as the repair and maintenance of equipment and furniture, as well as trucking, hauling, janitorial, security, and related or analogous services, as well as procurement of materials and supplies provided by the Procuring Entity for such services. The term “related” or “analogous services” shall include, but is not limited to, lease or purchase of office space, media advertisements, health maintenance services, and other services essential to the operation of the Procuring Entity. (2016 revised IRR, Section 5[r])

GOP – Government of the Philippines.

Infrastructure Projects – Include the construction, improvement, rehabilitation, demolition, repair, restoration or maintenance of roads and bridges, railways, airports, seaports, communication facilities, civil works components of information technology projects, irrigation, flood control and drainage, water supply, sanitation, sewerage and solid waste management systems, shore protection, energy/power and electrification facilities, national buildings, school buildings, hospital buildings, and other related construction projects of the government. Also referred to as *civil works or works*. (2016 revised IRR, Section 5[u])

LGUs – Local Government Units.

NFCC – Net Financial Contracting Capacity.

NGA – National Government Agency.

PCAB – Philippine Contractors Accreditation Board.

PhilGEPS - Philippine Government Electronic Procurement System.

Procurement Project – refers to a specific or identified procurement covering goods, infrastructure project or consulting services. A Procurement Project shall be described, detailed, and scheduled in the Project Procurement Management Plan prepared by the agency which shall be consolidated in the procuring entity's Annual Procurement Plan. (GPPB Circular No. 06-2019 dated 17 July 2019)

PSA – Philippine Statistics Authority.

SEC – Securities and Exchange Commission.

SLCC – Single Largest Completed Contract.

UN – United Nations.

Section I. Invitation to Bid



Republic of the Philippines
Province of Ilocos Norte
CITY GOVERNMENT OF BATAC

**Invitation to Bid for the CONSTRUCTION OF COVERED COURT
AT BARANGAY SAN MATEO**

1. The *City Government of Batac*, through the **APPROPRIATION ORDINANCE 6SP 2024-02-SUPPLEMENTAL BUDGET NO. 02 CY 2024 – OFFICE OF THE CITY ENGINEER –CAPITAL OUTLAY** intends to apply the sum of **Four Million Nine Hundred Ninety-nine Thousand Nine Hundred Ninety-one and Ten Centavos (4,999,991.10)** being the Approved Budget for the Contract (ABC) to payments under the contract for **CONSTRUCTION OF COVERED COURT AT BARANGAY SAN MATEO** with *Project Identification Number: CGB-2025-PB-01-30*. Bids received in excess of the ABC shall be automatically rejected at bid opening.
2. The *City Government of Batac* now invites bids for the above Procurement Project. Completion of the Works is required **One Hundred Seventy-one (171) calendar days**. Bidders should have completed a contract similar to the Project. The description of an eligible bidder is contained in the Bidding Documents, particularly, in Section II (Instructions to Bidders).
3. Bidding will be conducted through open competitive bidding procedures using non-discretionary “*pass/fail*” criterion as specified in the 2016 revised Implementing Rules and Regulations (IRR) of Republic Act (RA) No. 9184.
4. Interested bidders may obtain further information from *City Government of Batac* and inspect the Bidding Documents at the address given below from **8:00am to 5:00pm**.
5. A complete set of Bidding Documents may be acquired by interested bidders on **January 25, 2025 (8:00AM to 5:00 PM) to February 17, 2025 (8:00 AM to 03:30 PM)** from given address and website/s below and upon payment of the applicable fee for the Bidding Documents, pursuant to the latest Guidelines issued by the GPPB, in the amount of **Php 5,000.00**. The Procuring Entity shall allow the bidder to present its proof of payment for the fees in person, by facsimile, or through electronic means.
6. The *City Government of Batac* will hold a Pre-Bid Conference¹ on **February 05, 2025 at 3:30** in the afternoon at the BAC Office, 3rd Floor City Hall Building, which shall be open to prospective bidders.
7. Bids must be duly received by the BAC Secretariat through manual submission at the office address as indicated below on or before **February 17, 2025 at 03:30 PM**. Late bids shall not be accepted.
8. All bids must be accompanied by a bid security in any of the acceptable forms and in the amount stated in **ITB** Clause 16.

¹ May be deleted in case the ABC is less than One Million Pesos (PhP1,000,000) where the Procuring Entity may not hold a pre-bid conference.

9. Bid opening shall be on ***February 17, 2025*** at BAC Office 3rd Floor City Hall Building. Bids will be opened in the presence of the or its authorized representatives (with his/her authorization) who choose to attend the activity.
10. The *City Government of Batac* reserves the right to reject any and all bids, declare a failure of bidding, or not award the contract at any time prior to contract award in accordance with Sections 35.6 and 41 of the 2016 revised Implementing Rules and Regulations (IRR) of RA No. 9184, without thereby incurring any liability to the affected bidder or bidders.
11. For further information, please refer to:

ENGR. MICHELLE G. MANUEL
BAC Secretariat Head - Infrastructure
BAC Office 3rd Floor, City Hall Building
City Government of Batac
Washington Street, Brgy. #1-S Valdez
City of Batac, Ilocos Norte 2906
Email: bacbataccity@gmail.com
Tel.No.: (077) 670-6433

12. You may visit the following websites:

For downloading of Bidding Documents: *you may visit www.batac.gov.ph*

MR. MARLON F. SORIA
HRMO / BAC Chairman

Section II. Instructions to Bidders

1. Scope of Bid

The Procuring Entity, *City Government of Batac* invites Bids for the ***Construction of Covered Court at Barangay San Mateo***, with ***Identification Number: CGB-2025-PB-01-30***.

The Procurement Project (“***Construction of Covered Court at Barangay San Mateo***”) is for the construction of Works, as described in Section VI (Specifications).

2. Funding Information

2.1. The GOP through the source of funding as indicated below in the amount of **Php 5,000,000.00**

2.2. The source of funding is: ***APPROPRIATION ORDINANCE 6SP 2024-02-SUPPLEMENTAL BUDGET NO. 02 CY 2024 – OFFICE OF THE CITY ENGINEER-CAPITAL OUTLAY***

2.3. Bidding Requirements

The Bidding for the Project shall be governed by all the provisions of RA No. 9184 and its 2016 revised IRR, including its Generic Procurement Manual and associated policies, rules and regulations as the primary source thereof, while the herein clauses shall serve as the secondary source thereof.

Any amendments made to the IRR and other GPPB issuances shall be applicable only to the ongoing posting, advertisement, or invitation to bid by the BAC through the issuance of a supplemental or bid bulletin.

The Bidder, by the act of submitting its Bid, shall be deemed to have inspected the site, determined the general characteristics of the contracted Works and the conditions for this Project, such as the location and the nature of the work; (b) climatic conditions; (c) transportation facilities; (c) nature and condition of the terrain, geological conditions at the site communication facilities, requirements, location and availability of construction aggregates and other materials, labor, water, electric power and access roads; and (d) other factors that may affect the cost, duration and execution or implementation of the contract, project, or work and examine all instructions, forms, terms, and project requirements in the Bidding Documents.

3. Corrupt, Fraudulent, Collusive, Coercive, and Obstructive Practices

The Procuring Entity, as well as the Bidders and Contractors, shall observe the highest standard of ethics during the procurement and execution of the contract. They or through an agent shall not engage in corrupt, fraudulent, collusive, coercive, and obstructive practices defined under Annex “I” of the 2016 revised IRR of RA No. 9184 or other integrity violations in competing for the Project.

4. Eligible Bidders

5.1. Only Bids of Bidders found to be legally, technically, and financially capable will be evaluated.

5.2. The Bidder must have an experience of having completed a Single Largest Completed Contract (SLCC) that is similar to this Project, equivalent to at least fifty percent (50%) of the ABC adjusted, if necessary, by the Bidder to current prices using the PSA’s CPI, except under conditions provided for in Section 23.4.2.4 of the 2016 revised IRR of RA No. 9184.

A contract is considered to be “similar” to the contract to be bid if it has the major categories of work stated in the **BDS**.

- 5.3. For Foreign-funded Procurement, the Procuring Entity and the foreign government/foreign or international financing institution may agree on another track record requirement, as specified in the Bidding Document prepared for this purpose.
- 5.4. The Bidders shall comply with the eligibility criteria under Section 23.4.2 of the 2016 IRR of RA No. 9184.

5. Origin of Associated Goods

There is no restriction on the origin of Goods other than those prohibited by a decision of the UN Security Council taken under Chapter VII of the Charter of the UN.

6. Subcontracts

- 7.1. The Bidder may subcontract portions of the Project to the extent allowed by the Procuring Entity as stated herein, but in no case more than fifty percent (50%) of the Project.

The Procuring Entity has prescribed that:

- a. Subcontracting is not allowed**

7. Pre-Bid Conference

The Procuring Entity will hold a pre-bid conference for this Project on **February 05, 2025** and/or through videoconferencing/webcasting as indicated in paragraph 6 of the **IB**.

9. Clarification and Amendment of Bidding Documents

Prospective bidders may request for clarification on and/or interpretation of any part of the Bidding Documents. Such requests must be in writing and received by the Procuring Entity, either at its given address or through electronic mail indicated in the **IB**, at least ten (10) calendar days before the deadline set for the submission and receipt of Bids.

10. Documents Comprising the Bid: Eligibility and Technical Components

- 10.1. The first envelope shall contain the eligibility and technical documents of the Bid as specified in **Section IX. Checklist of Technical and Financial Documents**.
- 10.2. If the eligibility requirements or statements, the bids, and all other documents for submission to the BAC are in foreign language other than English, it must be accompanied by a translation in English, which shall be authenticated by the appropriate Philippine foreign service establishment, post, or the equivalent office having jurisdiction over the foreign bidder’s affairs in the Philippines. For Contracting Parties to the Apostille Convention, only the translated documents shall be authenticated through an apostille pursuant to GPPB Resolution No. 13-2019 dated 23 May 2019. The English translation shall govern, for purposes of interpretation of the bid.

- 10.3. A valid PCAB License is required, and in case of joint ventures, a valid special PCAB License, and registration for the type and cost of the contract for this Project. Any additional type of Contractor license or permit shall be indicated in the **BDS**.
- 10.4. A List of Contractor's key personnel (e.g., Project Manager, Project Engineers, Materials Engineers, and Foremen) assigned to the contract to be bid, with their complete qualification and experience data shall be provided. These key personnel must meet the required minimum years of experience set in the **BDS**.
- 10.5. A List of Contractor's major equipment units, which are owned, leased, and/or under purchase agreements, supported by proof of ownership, certification of availability of equipment from the equipment lessor/vendor for the duration of the project, as the case may be, must meet the minimum requirements for the contract set in the **BDS**.

11. Documents Comprising the Bid: Financial Component

- 11.1. The second bid envelope shall contain the financial documents for the Bid as specified in **Section IX. Checklist of Technical and Financial Documents**.
- 11.2. Any bid exceeding the ABC indicated in paragraph 1 of the **IB** shall not be accepted.
- 11.3. For Foreign-funded procurement, a ceiling may be applied to bid prices provided the conditions are met under Section 31.2 of the 2016 revised IRR of RA No. 9184.

12. Alternative Bids

Bidders shall submit offers that comply with the requirements of the Bidding Documents, including the basic technical design as indicated in the drawings and specifications. Unless there is a value engineering clause in the **BDS**, alternative Bids shall not be accepted.

13. Bid Prices

All bid prices for the given scope of work in the Project as awarded shall be considered as fixed prices, and therefore not subject to price escalation during contract implementation, except under extraordinary circumstances as determined by the NEDA and approved by the GPPB pursuant to the revised Guidelines for Contract Price Escalation guidelines.

14. Bid and Payment Currencies

- 14.1. Bid prices may be quoted in the local currency or tradeable currency accepted by the BSP at the discretion of the Bidder. However, for purposes of bid evaluation, Bids denominated in foreign currencies shall be converted to Philippine currency based on the exchange rate as published in the BSP reference rate bulletin on the day of the bid opening.
- 14.2. *Payment of the contract price shall be made in:*
 - a. Philippine Pesos.

15. Bid Security

- 15.1. The Bidder shall submit a Bid Securing Declaration or any form of Bid Security in the amount indicated in the **BDS**, which shall be not less than the percentage of the ABC in accordance with the schedule in the **BDS**.
- 15.2. The Bid and bid security shall be valid until *120 days*. Any bid not accompanied by an acceptable bid security shall be rejected by the Procuring Entity as non-responsive.

16. Sealing and Marking of Bids

Each Bidder shall submit one copy of the first and second components of its Bid.

The Procuring Entity may request additional hard copies and/or electronic copies of the Bid. However, failure of the Bidders to comply with the said request shall not be a ground for disqualification.

If the Procuring Entity allows the submission of bids through online submission to the given website or any other electronic means, the Bidder shall submit an electronic copy of its Bid, which must be digitally signed. An electronic copy that cannot be opened or is corrupted shall be considered non-responsive and, thus, automatically disqualified.

17. Deadline for Submission of Bids

The Bidders shall submit on the specified date and time and either at its physical address or through online submission as indicated in paragraph 7 of the **IB**.

18. Opening and Preliminary Examination of Bids

- 18.1. The BAC shall open the Bids in public at the time, on the date, and at the place specified in paragraph 9 of the **IB**. The Bidders' representatives who are present shall sign a register evidencing their attendance. In case videoconferencing, webcasting or other similar technologies will be used, attendance of participants shall likewise be recorded by the BAC Secretariat.

In case the Bids cannot be opened as scheduled due to justifiable reasons, the rescheduling requirements under Section 29 of the 2016 revised IRR of RA No. 9184 shall prevail.

- 18.2. The preliminary examination of Bids shall be governed by Section 30 of the 2016 revised IRR of RA No. 9184.

19. Detailed Evaluation and Comparison of Bids

- 19.1. The Procuring Entity's BAC shall immediately conduct a detailed evaluation of all Bids rated "*passed*" using non-discretionary pass/fail criteria. The BAC shall consider the conditions in the evaluation of Bids under Section 32.2 of 2016 revised IRR of RA No. 9184.
- 19.2. If the Project allows partial bids, all Bids and combinations of Bids as indicated in the **BDS** shall be received by the same deadline and opened and evaluated simultaneously so as to determine the Bid or combination of Bids offering the lowest calculated cost to the Procuring Entity. Bid Security as required by **ITB** Clause 15 shall be submitted for each contract (lot) separately.

- 19.3. In all cases, the NFCC computation pursuant to Section 23.4.2.6 of the 2016 revised IRR of RA No. 9184 must be sufficient for the total of the ABCs for all the lots participated in by the prospective Bidder.

20. Post Qualification

Within a non-extendible period of five (5) calendar days from receipt by the Bidder of the notice from the BAC that it submitted the Lowest Calculated Bid, the Bidder shall submit its latest income and business tax returns filed and paid through the BIR Electronic Filing and Payment System (eFPS), and other appropriate licenses and permits required by law and stated in the **BDS**.

21. Signing of the Contract

The documents required in Section 37.2 of the 2016 revised IRR of RA No. 9184 shall form part of the Contract. Additional Contract documents are indicated in the **BDS**.

Section III. Bid Data Sheet

Bid Data Sheet

ITB Clause																																					
5.2	For this purpose, contracts similar to the Project refer to contracts which have the same major categories of work, which shall be: <i>Plain and reinforced concrete works and Roof framing and Roofing works.</i>																																				
7.1	<i>Sub-contracting is not allowed.</i>																																				
10.3	<i>None</i>																																				
10.4	<table><tr><td colspan="3">The key personnel must meet the required minimum years of experience set below:</td></tr><tr><td><u>Key Personnel</u></td><td><u>General Experience</u></td><td><u>Relevant Experience</u></td></tr><tr><td>Project Engineer</td><td>General Construction</td><td>5 years</td></tr><tr><td>Materials Engineer</td><td>General Construction</td><td>1 year</td></tr><tr><td>Construction Foreman</td><td>General Construction</td><td>5 years</td></tr><tr><td>Skilled Worker</td><td>General Construction</td><td>5 years</td></tr><tr><td>Unskilled Laborer</td><td>General Construction</td><td>3 years</td></tr><tr><td>Safety Officer II</td><td>General Construction</td><td>1 year</td></tr></table>	The key personnel must meet the required minimum years of experience set below:			<u>Key Personnel</u>	<u>General Experience</u>	<u>Relevant Experience</u>	Project Engineer	General Construction	5 years	Materials Engineer	General Construction	1 year	Construction Foreman	General Construction	5 years	Skilled Worker	General Construction	5 years	Unskilled Laborer	General Construction	3 years	Safety Officer II	General Construction	1 year												
The key personnel must meet the required minimum years of experience set below:																																					
<u>Key Personnel</u>	<u>General Experience</u>	<u>Relevant Experience</u>																																			
Project Engineer	General Construction	5 years																																			
Materials Engineer	General Construction	1 year																																			
Construction Foreman	General Construction	5 years																																			
Skilled Worker	General Construction	5 years																																			
Unskilled Laborer	General Construction	3 years																																			
Safety Officer II	General Construction	1 year																																			
10.5	<table><tr><td colspan="3">The minimum major equipment requirements are the following:</td></tr><tr><td><u>Equipment</u></td><td><u>Capacity</u></td><td><u>Number of Units</u></td></tr><tr><td>Plate Compactor</td><td>5hp</td><td>1</td></tr><tr><td>One Bagger Mixer</td><td></td><td>1</td></tr><tr><td>Bar Cutter</td><td>Single Phase</td><td>1</td></tr><tr><td>Welding Machine</td><td>500 Amp</td><td>1</td></tr><tr><td>Oxygen/Acetylene Cutter</td><td></td><td>1</td></tr><tr><td>Cutting Outfit</td><td></td><td>1</td></tr><tr><td>Concrete Chipper/Jack Hammer</td><td></td><td>1</td></tr><tr><td>Back hoe</td><td>0.80 cu.m.</td><td>1</td></tr><tr><td>Dump Truck</td><td>12 cu.yd.</td><td>1</td></tr><tr><td>Concrete Vibrator</td><td></td><td>1</td></tr></table>	The minimum major equipment requirements are the following:			<u>Equipment</u>	<u>Capacity</u>	<u>Number of Units</u>	Plate Compactor	5hp	1	One Bagger Mixer		1	Bar Cutter	Single Phase	1	Welding Machine	500 Amp	1	Oxygen/Acetylene Cutter		1	Cutting Outfit		1	Concrete Chipper/Jack Hammer		1	Back hoe	0.80 cu.m.	1	Dump Truck	12 cu.yd.	1	Concrete Vibrator		1
The minimum major equipment requirements are the following:																																					
<u>Equipment</u>	<u>Capacity</u>	<u>Number of Units</u>																																			
Plate Compactor	5hp	1																																			
One Bagger Mixer		1																																			
Bar Cutter	Single Phase	1																																			
Welding Machine	500 Amp	1																																			
Oxygen/Acetylene Cutter		1																																			
Cutting Outfit		1																																			
Concrete Chipper/Jack Hammer		1																																			
Back hoe	0.80 cu.m.	1																																			
Dump Truck	12 cu.yd.	1																																			
Concrete Vibrator		1																																			
12	<i>Value Engineering not allowed.</i>																																				
15.1	<table><tr><td colspan="2">The bid security shall be in the form of a Bid Securing Declaration or any of the following forms and amounts:</td></tr><tr><td>a.</td><td>The amount of not less than 99,999.822 if bid security is in cash, cashier's/manager's check, bank draft/guarantee or irrevocable letter of credit;</td></tr><tr><td>b.</td><td>The amount of not less than 249,999.555, if bid security is in Surety Bond.</td></tr></table>	The bid security shall be in the form of a Bid Securing Declaration or any of the following forms and amounts:		a.	The amount of not less than 99,999.822 if bid security is in cash, cashier's/manager's check, bank draft/guarantee or irrevocable letter of credit;	b.	The amount of not less than 249,999.555, if bid security is in Surety Bond.																														
The bid security shall be in the form of a Bid Securing Declaration or any of the following forms and amounts:																																					
a.	The amount of not less than 99,999.822 if bid security is in cash, cashier's/manager's check, bank draft/guarantee or irrevocable letter of credit;																																				
b.	The amount of not less than 249,999.555, if bid security is in Surety Bond.																																				
19.2	Partial bids are not allowed.																																				
20	<i>None</i>																																				
21	Additional contract documents relevant to the Project that may be required by existing laws and/or the Procuring Entity, such as construction schedule and S-curve, manpower schedule, construction methods, equipment utilization schedule, construction safety and health program approved by the DOLE, and other acceptable tools of project scheduling.																																				

Section IV. General Conditions of Contract

1. Scope of Contract

This Contract shall include all such items, although not specifically mentioned, that can be reasonably inferred as being required for its completion as if such items were expressly mentioned herein. All the provisions of RA No. 9184 and its 2016 revised IRR, including the Generic Procurement Manual, and associated issuances, constitute the primary source for the terms and conditions of the Contract, and thus, applicable in contract implementation. Herein clauses shall serve as the secondary source for the terms and conditions of the Contract.

This is without prejudice to Sections 74.1 and 74.2 of the 2016 revised IRR of RA No. 9184 allowing the GPPB to amend the IRR, which shall be applied to all procurement activities, the advertisement, posting, or invitation of which were issued after the effectivity of the said amendment.

2. Sectional Completion of Works

If sectional completion is specified in the **Special Conditions of Contract (SCC)**, references in the Conditions of Contract to the Works, the Completion Date, and the Intended Completion Date shall apply to any Section of the Works (other than references to the Completion Date and Intended Completion Date for the whole of the Works).

3. Possession of Site

3.1 The Procuring Entity shall give possession of all or parts of the Site to the Contractor based on the schedule of delivery indicated in the **SCC**, which corresponds to the execution of the Works. If the Contractor suffers delay or incurs cost from failure on the part of the Procuring Entity to give possession in accordance with the terms of this clause, the Procuring Entity's Representative shall give the Contractor a Contract Time Extension and certify such sum as fair to cover the cost incurred, which sum shall be paid by Procuring Entity.

3.2 If possession of a portion is not given by the above date, the Procuring Entity will be deemed to have delayed the start of the relevant activities. The resulting adjustments in contract time to address such delay may be addressed through contract extension provided under Annex "E" of the 2016 revised IRR of RA No. 9184.

4. The Contractor's Obligations

The Contractor shall employ the key personnel named in the Schedule of Key Personnel indicating their designation, in accordance with **ITB** Clause 10.3 and specified in the **BDS**, to carry out the supervision of the Works.

The Procuring Entity will approve any proposed replacement of key personnel only if their relevant qualifications and abilities are equal to or better than those of the personnel listed in the Schedule.

5. Performance Security

5.1. Within ten (10) calendar days from receipt of the Notice of Award from the Procuring Entity but in no case later than the signing of the contract by both parties, the successful Bidder shall furnish the performance security in any of the forms prescribed in Section 39 of the 2016 revised IRR.

- 5.2. The Contractor, by entering into the Contract with the Procuring Entity, acknowledges the right of the Procuring Entity to institute action pursuant to RA No. 3688 against any subcontractor be they an individual, firm, partnership, corporation, or association supplying the Contractor with labor, materials and/or equipment for the performance of this Contract.

6. Site Investigation Reports

The Contractor, in preparing the Bid, shall rely on any Site Investigation Reports referred to in the **SCC** supplemented by any information obtained by the Contractor.

7. Warranty

- 7.1. In case the Contractor fails to undertake the repair works under Section 62.2.2 of the 2016 revised IRR, the Procuring Entity shall forfeit its performance security, subject its property(ies) to attachment or garnishment proceedings, and perpetually disqualify it from participating in any public bidding. All payables of the GOP in his favor shall be offset to recover the costs.
- 7.2. The warranty against Structural Defects/Failures, except that occasioned-on force majeure, shall cover the period from the date of issuance of the Certificate of Final Acceptance by the Procuring Entity. Specific duration of the warranty is found in the **SCC**.

8. Liability of the Contractor

Subject to additional provisions, if any, set forth in the **SCC**, the Contractor's liability under this Contract shall be as provided by the laws of the Republic of the Philippines.

If the Contractor is a joint venture, all partners to the joint venture shall be jointly and severally liable to the Procuring Entity.

9. Termination for Other Causes

Contract termination shall be initiated in case it is determined *prima facie* by the Procuring Entity that the Contractor has engaged, before, or during the implementation of the contract, in unlawful deeds and behaviors relative to contract acquisition and implementation, such as, but not limited to corrupt, fraudulent, collusive, coercive, and obstructive practices as stated in **ITB** Clause 4.

10. Dayworks

Subject to the guidelines on Variation Order in Annex "E" of the 2016 revised IRR of RA No. 9184, and if applicable as indicated in the **SCC**, the Dayworks rates in the Contractor's Bid shall be used for small additional amounts of work only when the Procuring Entity's Representative has given written instructions in advance for additional work to be paid for in that way.

11. Program of Work

- 11.1. The Contractor shall submit to the Procuring Entity's Representative for approval the said Program of Work showing the general methods, arrangements, order, and timing for all the activities in the Works. The submissions of the Program of Work are indicated in the **SCC**.
- 11.2. The Contractor shall submit to the Procuring Entity's Representative for approval an updated Program of Work at intervals no longer than the period stated in the **SCC**. If the Contractor does not submit an updated Program of Work within this period, the Procuring Entity's Representative may withhold

the amount stated in the **SCC** from the next payment certificate and continue to withhold this amount until the next payment after the date on which the overdue Program of Work has been submitted.

12. Instructions, Inspections and Audits

The Contractor shall permit the GOP or the Procuring Entity to inspect the Contractor's accounts and records relating to the performance of the Contractor and to have them audited by auditors of the GOP or the Procuring Entity, as may be required.

13. Advance Payment

The Procuring Entity shall, upon a written request of the Contractor which shall be submitted as a Contract document, make an advance payment to the Contractor in an amount not exceeding fifteen percent (15%) of the total contract price, to be made in lump sum, or at the most two installments according to a schedule specified in the **SCC**, subject to the requirements in Annex "E" of the 2016 revised IRR of RA No. 9184.

14. Progress Payments

The Contractor may submit a request for payment for Work accomplished. Such requests for payment shall be verified and certified by the Procuring Entity's Representative/Project Engineer. Except as otherwise stipulated in the **SCC**, materials and equipment delivered on the site but not completely put in place shall not be included for payment.

15. Operating and Maintenance Manuals

- 15.1. If required, the Contractor will provide "as built" Drawings and/or operating and maintenance manuals as specified in the **SCC**.
- 15.2. If the Contractor does not provide the Drawings and/or manuals by the dates stated above, or they do not receive the Procuring Entity's Representative's approval, the Procuring Entity's Representative may withhold the amount stated in the **SCC** from payments due to the Contractor.

Section V. Special Conditions of Contract

Special Conditions of Contract

GCC Clause	
2	<i>The intended completion date is One Hundred Seventy-one (171) calendar days from the Effective Date of the Contract.</i>
4.1	N/A
6	N/A
7.2	Five (5) years.
10	Dayworks are applicable at the rate shown in the Contractor’s original Bid.
11.1	The Contractor shall submit the Program of Work to the Procuring Entity’s Representative within Seven (7) days of delivery of the Notice of Award.
11.2	N/A
13	The amount of the advance payment <i>shall not exceed 15% of the total contract price and schedule of payment.</i>
14	<i>Not Allowed</i>
15.1	N/A
15.2	N/A

Section VI. Specifications

SECTION VI GENERAL SPECIFICATIONS CONSTRUCTION OF COVERED COURT AT BARANGAY SAN MATEO Brgy. San Mateo City of Batac, Ilocos Norte

OTHER GENERAL REQUIREMENTS

Offices, Warehouse & Workmen Accommodation for Contractor

The contractor shall provide and maintain such offices, barracks, warehouse, workshops latrines, housing and messing accommodations as are necessary. These should be located in the Contractor's compound, distinct and separate from the Engineer's compound. The location, dimensions and layout of such buildings and places shall be subject to the approval of the Engineer. The Contractor shall not be permitted to erect temporary buildings or structures on the site without the specific permission in writing of the Engineer including approval of the dimensions of such buildings or structures. Before the commencement of the period of Warranty, the Contractor shall fence off the Contractor's store area from the rest of the Site. By the end of the Period of Warranty, the Contractor shall remove this fence and all buildings shall be cleared and the area shall be graded as required by the Engineer.

FIRST AID FACILITIES

1. The Contractor shall employ permanently on the site a fully trained Medical Aide who shall be engaged solely from medical duties.
2. The Contractor's arrangement to comply with this Section shall be subject to the approval of the Engineer and also to the approval of any qualified Medical Officer designated by the Government to supervise medical arrangements on the Site.

MEASUREMENT AND PAYMENT

Work prescribed for First aid Facility shall not be measured and paid separately, same shall be deemed to be included in pay items for other items for work.

EARTHWORK ITEM 100 – CLEARING AND GRUBBING

100.1 Description

This item shall consist of clearing, grubbing, removing and disposing all vegetation and debris as designated in the Contract, except those objects that are designated to remain in place or are to be removed in consonance with other provisions of this Specification. The work shall also include the preservation from injury or defacement of all objects designated to remain.

100.2 Construction Requirements

100.2.1 General

Clearing shall extend one (1) meter beyond the toe of the fill slopes or beyond rounding of cut slopes as the case maybe for the entire length of the project unless otherwise shown on the plans or as directed by the Engineer and provided it is within the right of way limits of the project, with the exception of trees under the jurisdiction of the Forest Management Bureau (FMB).

100.2.2 Clearing and Grubbing

All surface objects and all trees, stumps, roots and other protruding obstructions, not designated to remain, shall be cleared and/or grubbed, including mowing as required, except as provided below:

ITEM 103 – STRUCTURE EXCAVATION

103.1 Description

This Item shall consist of the necessary excavation for foundation of bridges, culvert, underdrains, and other structures not otherwise provided for in the Specifications. Except as otherwise provided for pipe culverts, the backfilling of completed structures and the disposal of all excavated surplus materials, shall be in accordance with these Specifications and in reasonably close conformity with the Plans or as established by the Engineer. This Item shall include necessary diverting of live streams, bailing, pumping, draining, sheeting, bracing, and the necessary construction of cribs and cofferdams, and furnishing the materials therefore, and the subsequent removal of cribs and cofferdams and the placing of all necessary backfill. It shall also include the furnishing and placing of approved

foundation fill material to replace unsuitable material encountered below the foundation elevation of structures. No allowance will be made for classification of different types of material encountered.

103.2 Construction Requirements

103.2.1 Clearing and Grubbing

Prior to starting excavation operations in any area, all necessary clearing and grubbing in that area shall have been performed in accordance with Item 100, Clearing and Grubbing.

103.2.2 Excavation

(1) General, all structures. The Contractor shall notify the Engineer sufficiently in advance of the beginning of any excavation so that cross-sectional elevations and measurements may be taken on the undisturbed ground. The natural ground adjacent to the structure shall not be disturbed without permission of the Engineer.

Trenches or foundation pits for structures or structure footings shall be excavated to the lines and grades or elevations shown on the Plans or as staked by the Engineer. They shall be of sufficient size to permit the placing of structures or structure footings of the full width and length shown. The elevations of the bottoms of footings, as shown on the Plans, shall be considered as approximate only and the Engineer may order, in writing, such changes in dimensions or elevations of footings as may be deemed necessary, to secure a satisfactory foundation.

Boulders, logs, and other objectionable materials encountered in excavation shall be removed. After each excavation is completed, the Contractor shall notify the Engineer to that effect and no footing, bedding material or pipe culvert shall be placed until the Engineer has approved the depth of excavation and the character of the foundation material.

(2) Structures other than pipe culverts. All rock or other hard foundation materials shall be cleaned all loose materials, and cut to a firm surface, either level, stepped, or serrated as directed by the Engineer. All seams or crevices shall be cleaned and grouted. All loose and disintegrated rocks and thin strata shall be removed.

When the footing is to rest on material other than rock, excavation to final grade shall not be made until just before the footing is to be placed. When the foundation material is soft or mucky or otherwise unsuitable, as determined by the Engineer, the Contractor shall remove the unsuitable material and backfill with approved granular material. This foundation fill shall be placed and compacted in 150 mm (6inches) layers up to the foundation elevation.

103.2.3 Utilization of Excavated Materials

All excavated materials, so far as suitable, shall be utilized as backfill or embankment. The surplus materials shall be disposed of in such manner as not to obstruct the stream or otherwise impair the efficiency or appearance of the structure. No excavated materials shall be deposited at any time so as to endanger the partly finished structure.

ITEM 900 – REINFORCED CONCRETE

900.1 Description

This item shall consist of furnishing, placing and finishing concrete in buildings and related structures, flood control and drainage, ports, and water supply structures in accordance with this specification and conforming to the lines, grades, and dimension shown on the plans.

900.2 Materials Requirements

Portland Cement

This shall conform to the requirement of ITEM 700, Volume II (Blue Book), Hydraulic cement.

Concrete Aggregates

Concrete aggregate shall conform to the requirements of subsection 311.2.2 and 311.2.3 under item 311 of Volume II, (Blue Book) and ASTM C 33 for lightweight aggregates, except that aggregates failing to meet these specifications but which have been shown by special test or actual service to produce concrete of adequate strength and durability may be used under method (2) of determining the proportion of concrete, where authorized by the Engineer.

Except as permitted elsewhere in this section, the maximum size of the aggregate shall not be larger than one-fifth (1/5) of the narrowest dimensions between sides of forms of the member which the concrete is to be used nor larger than three-fourths of the minimum clear spacing between individual reinforcing bars or bundles of bars or pretensioning strands.

Water

Water used in mixing concrete shall conform to the requirement of subsection 311.2.4 under Item 311, Part E. OF Volume II, (Blue Book)

Metal Reinforcement

Reinforcing steel bars shall conform to the requirements of the following Specifications:

Bars for Concrete Reinforcement	AASHTO M 31)
Deformed Rail – Steel and Plain	
Bars for Concrete Reinforcement	(ASTM A 616)
Deformed A x b – Steel and Plain	
Bars for Concrete Reinforcement	ASTM A 617

If reinforcing bars are to be welded, these ASTM specifications shall be supplemented by requirements assuring satisfactory weldability.

Bars and rod mats for concrete	
Reinforcement	ASTM A 187
Cold-Drawn Steel wire fabric for	(ASTM A 82)
Concrete reinforcement	AASHTO M 32
Welded steel wire fabric	(ASTM A 185)
For concrete reinforcement	AASHTO M55

Except that the weld shear strength requirement of those specification shall be extended to include a wire size differential up to and including six pages.

Admixtures

Air-entraining admixtures, if used, shall conform to ASTM C 260.

Water-reducing admixtures, retarding ad-mixtures, water-reducing and retarding admixtures and water reducing and accelerating admixtures, if used, shall conform to the requirements of ASTM C 494.

Storage of Materials

Cement and aggregates shall be stored in such a manner as to prevent their deterioration or the intrusion of foreign matter. Cement shall be stored, immediately upon arrival on the site of the work, in substantial, waterproof bodegas, with a floor raised from the ground sufficiently high to be free from dampness, Aggregates shall be restored in such a manner as to avoid the inclusion of foreign materials.

900.3 Construction Requirements

Notations: The notation used in these regulations are defined as follows:

f_c = compressive strength of concrete

F_{sp} = ratio of splitting tensile strength to square root of compressive strength.

Concrete Quality

All plans submitted for approval or used for any project shall clearly show the specified strength, f_c , of concrete of the specified age for which each part of the structure was designed.

Concrete that will be exposed to sulfate containing or other chemically aggressive solutions shall be proportioned in accordance with "Recommended Practice for Selecting Proportions for concrete (ACI 613)" and Recommended Practice for Selecting Proportions for Structural Lightweight Concrete (ACI 613A)."

Methods of Determining the Proportions of Concrete

The determination of the proportions of cement, aggregate, and water to attain the required strengths shall be made by one of the following methods, but lower water-cement ratios may be required for conformance with the quality of concrete.

The strength test shall be made at 28 days at which the concrete is to receive load, as indicated on the plans. A curve shall be established showing the relationship between water-cement ratio (or cement content) and compressive strength. The maximum permissible water-cement ratio for the concrete to be used in the structure shall be that shown by the curve to produce an average strength to satisfy the requirements of the strength test of concrete provided that water-cement ratio shall be no greater than that required by concrete quality when concrete that is to be subjected to the freezing temperatures which weight shall have a water-cement ratio not exceeding 6 gal per bag and it shall contain entrained air.

Where different materials are to be used for different portions of the work, each combination shall be evaluated separately.

TABLE 900.1 MAXIMUM PERMISSIBLE WATER-CEMENT RATIOS FOR CONCRETE (METHOD NO.1)

Specified compressive strength @ 28 days, psi f_c	Maximum Permissible water-cement ratio					
	Non air-entrained concrete			Air-entrained concrete		
	U.S. gal. per 42.6 kg. bag of cement	Absolute weight	ratio by weight	U.S. gal. per 42.6 kg. bag of cement	Absolute weight	ratio by weight
2500	7 ¼	0.642		6 ¼	0.554	
3000	6 ½	0.576		5 ¼	0.465	
3500	5 ¾	0.510		4 ½	0.399	

4000	5	0.443	4	0.354
------	---	-------	---	-------

Concrete Proportion & Consistency

The proportions of aggregate to cement to any concrete shall be such as to produce a mixture which will work readily into the corners and angles of the form and around reinforcement with the method of placing employed on the work, but without permitting the materials to segregate or excess free water to collect on the surface. The methods of measuring concrete materials shall be such that the proportions can be accurately controlled and easily checked at any time during the work.

Sampling and Testing of Structural Concrete

As work progress, at least one (1) set of sample consisting of three (3) concrete cylinder test specimens. 150 x 150mm shall be taken from each class of concrete placed each day, and each set to represent not more 75 cu m of concrete.

900.4 Concrete Surface Finishing: General

This shall be in accordance with Item 405, Structural Concrete.

900.5 Curing Concrete (See Subsection 407)

900.6 Acceptance of Concrete

The strength of concrete shall be deemed acceptable if the average of 2 consecutive strength test results is equal to or exceed the specified strength and no individual test result falls below the specified strength by more than 15%.

Concrete deemed to be not acceptable using the above criteria may be rejected unless contractor can provide evidence, by means of core tests, that the quality of concrete represented by the failed test result is acceptable in place. Three (3) cores shall be obtain from the affected area and cured and tested in accordance with AASHTO T24. Concrete in the area represented by the core will be deemed acceptable if the average of cores is equal to or at least 85% and no sample core is less than 75% of the specified strength otherwise it shall be rejected.

900.7 Method of Measurement

The quantity of concrete to be paid shall be the quantity shown in the Bid Schedule will be adjusted by the amount of the change for the purpose of payment. No deduction will be made for the volume occupied by the pipe less than 101 mm (4") in diameter or for reinforcing steel, anchors, weep holes or expansion materials.

900.8 Basis of Payment

The accepted quantities of structural concrete complete in place will be paid for the contract unit price for cubic meter as indicated on the Bid Schedule.

Pay Item and Description	Unit of measurement
Structural Concrete	m³

Such prices and payment shall be full compensation for furnishing all materials, including metal water stops, joints, joint fillers, weep holes, and rock backing and timber bumpers; for all form and false work; for mixing, placing, furnishing, and curing the concrete; and for all labor, materials, equipment, tools and incidentals necessary to complete the item, except that reinforcing steel shall be paid for at the contract unit price per kilogram for reinforcing steel metal pipes and drains, metal conduits and ducts, and metal expansion angles shall be paid for as structural steel that when proposal does not include an item for structural steel these miscellaneous metal parts shall be paid for as reinforcing steel.

ITEM 1001 – STORM DRAINAGE AND SEWERAGE SYSTEM

1001.1 Description

This Item shall consist of furnishing all materials, equipment and labor for the complete installation of the storm drainage system to include all piping, gutters, canals, catch basins, junction boxes, hand holes, manholes and other appurtenant structures and sewerage system to include all sanitary sewer piping and septic vault where no public sewer exist from building to the point of discharge.

1001.2 Materials Requirements

1001.2.1 Materials for storm drainage system shall meet the requirements specified in the following standard specification.

Portland Cement	ASTM C-150
Fine and Coarse Aggregate	ASTM C-33

Reinforcing Steel	ASTM A-615
Non-reinforced Concrete Pipes	ASTM C-14
Reinforced Concrete Pipes	ASTM C-76 (AASHTO M-86)
Cast Iron Pipes (for conductors and Downspouts)	ASTM A-74
Galvanized Iron Scheduled 40 (for conductors and downspouts)	ASTM A-120
Polyvinyl Chloride (PVC) (for conductors and Downspouts)	ASTM 2729

1001.3 Construction Requirements

1001.3.1 Installation of Pipes

Under no circumstances shall pipes be laid under water and when the trench condition or the weather is unsuitable for such work.

a. Bedding. Materials such as sand, sandy soil or any approved materials shall be used to provide a firm foundation of uniform density. The bedding shall have a minimum thickness equivalent to one-fourth (1/4) of the pipe's diameter.

b. Laying of Pipes. Proper facilities shall be provided for lowering and placing pipes into trenches in order to preclude damage. Laying of pipes ha start upgrade with the spigot and end of bell-and-spigot pipe, or the tongue-and-groove pipe positioned towards the direction of the flow. The pipes shall be in accordance with the grades and alignment shown in the Plans.

1001.4 Method of Measurement

Pipes, culverts, gutters, canals and grating installed in place and accepted by the Engineer shall be measured by the meter along their axes. Catch basins, junction boxes, manholes and septic vault shall be measured by the number of units constructed and accepted.

1001.5 Basis of Payment

The quantities as determined in sub-section 1001.4 shall be paid at the contract unit price for each of the items which shall constitute full compensation for all materials, labor, tools, and equipment and all other incidentals necessary to complete the Item. Payment shall be made under:

Pay Item	Description	Unit of Number measurement
1001.2 (f)	Catch Basin	each

ITEM 1014 – PREPAINTED METAL SHEETS

1014.1 Description

This Item shall consist of furnishing all pre-painted metal sheet materials, tools and equipment, plant including labor required in undertaking the proper installation complete as shown on the Plans and in accordance with this Specification.

1014.2 Material Requirements

All pre-painted metal sheet and roofing accessories shall be oven baked painted true to profiles indicated on the Plans.

1014.2.1 Pre-Painted Roofing Sheets

Pre-painted roofing sheets shall be fabricated from cooled rolled galvanized iron sheets specially tempered steel for extra strength and durability. It shall conform to the material requirements defined in PNS 67:1985. Profile section in identifying the architectural moulded rib to be used is as follows: Regular corrugated, Quad-rib, tri-wave, Rib-wide, Twin-rib, etc. desired color shall be subject to the approval of the Architect/Engineer.

1014.2.2 Gutters, Valleys, Flashing Hip and Ridge roll shall be fabricated from gauge 24 (0.600 mm thick) cold-rolled plain galvanized iron sheets specially tempered steel. Profile section shall be as indicated on the Plans.

1014.2.3 Fastening hardware shall be of galvanized iron straps and rivets. G.I straps are of 0.500 mm thick x 16 mm wide x 267 mm long (gauge 26 x 5/8" x 10-1/2") and standard rivets.

1014.2.4 Base metal thickness shall correspond to the following gauge designation available locally as follows:

a)	<u>Base Metal Thickness</u>	<u>Designation Gauge</u>
	0.400 mm thick	Gauge 28
	0.500 mm thick	Gauge 26
	0.600 mm thick	Gauge 24
	0.800 mm thick	Gauge 22
b)	<u>Protective Coating</u>	<u>Thickness</u>
	1. Zinc	34.4 microns (244 gm/m2)
	2. Paint coatings	
	Top coat	15.20 microns

- | | | |
|----|---|--------------|
| | Bottom coat | 6.8 microns |
| c) | Overall thickness with protective coats | |
| | 0.400 mm | 0.428-451 mm |
| | 0.500 mm | 0.532-551 mm |
| | 0.600 mm | 0.638-651 mm |
| d) | Length of roofing sheets – available in cut to length long span length up to 11.4 meters. | |
| e) | Special length and thickness are available by arrangements. | |

1014.3 Construction Requirements

Before any installation work is commenced, the Contractor shall ascertain that the top faces of the purlins are in proper alignment. Correct the alignment as necessary in order to have the top faces of the purlins on an even plane.

1014.3.1 Handling/Lifting/Positioning of Sheets

Sheets shall be handled carefully to prevent damage to the paint coating. Lift all sheets or sheet packs on to the roof frame with the overlapping down-turned edge facing towards the side of the roof where installation will commence, otherwise sheets will have to be turned end-to-end during installation.

1014.3.2 Installation Procedure

1014.3.2.1 Start roofing installation by placing the first sheet in position with the downturned edge in line with other building elements and fastened to supports as recommended.

1014.3.2.2 Place the downturned edge of the next sheet over the edge of the first sheet, to provide side lap and hold the side lap firmly in place. Continue the same procedure for subsequent sheets until the whole roofing area is covered and/or (Adopt installation procedure provided in the instruction manual for each type of architectural molded rib profile section).

1014.3.3 Gutters, Valleys, Flashing ridge and Hip rolls Gutters, valleys, flashing ridge and hip rolls shall be fastened where indicated on the Plans by self-tapping screw or galvanized iron straps and rivets.

1014.3.4 End Laps In case handling or transport consideration requires using two or more end lapped sheets to provide full length coverage for the roof run, install each line of sheets from bottom to top or from eave line to apex of roof framing. Provide 150 mm minimum end lap.

1014.3.5 Anchorage/Fastening

1014.3.5.1 Prepainted steel roofing sheets shall be fastened to the G.I. purlins with standard length G.I straps and rivets.

1014.3.6.1 In cutting prepainted steel roofing sheets and accessories to place the exposed color side down. Cutting shall be carried out on the ground and not over the top of other painted roofing products.

1014.3.6.2 Power cutting or drilling to be done or carried out on prepainted products already installed or laid in position, the area around holes or cuts shall be masked to shield the paint from hot fillings

1014.3.7 Storage and Protection Prepainted steel roofing, walling products and accessories should be delivered to the jobsite in strapped bundles. Sheets and/or bundles shall be neatly stacked in the ground and if left in the open it shall be protected by covering the stacks materials with loose tarpaulin.

1014.4 Method of Measurement

The work done under this Item shall be measured by actual area covered or installed with prepainted steel roofing and/or walling in square meters and accepted to the satisfaction of the engineer/Architect.

1014.5 Basis of Payment

The area of prepainted steel roofing and/or walling in square meters as provided in section 1014 shall be paid for at the unit bid or contract unit price which payment shall constitute full compensation including labor, materials, tools and incidents necessary to complete this Item.

Payment shall be made under:

Pay Item Number	Description	Unit of Number Measurement
1014 (a)	Prepainted metal sheets	m ²

1027 – CEMENT PLASTER FINISH

1027.1 Description

This Item shall consist of furnishing all cement plaster materials, labor, tools, and equipment required in undertaking cement plaster finish as shown on the Plans and in accordance with this Specification.

1027.2 Material Requirements

Manufactured materials shall be delivered in the manufacturer's original unbroken packages or containers which are labeled plainly with the manufacturer's name and trademark.

1027.2.1 Cement

Portland cement shall conform with the requirements as defined in Item 700, hydraulic cement.

1027.2.2 Hydrated Lime

Hydrated lime shall conform to the requirements as defined in item 701, Hydrated Lime.

1027.2.3 Fine Aggregates

Fine aggregates shall be clean, washed Sharp River sand and free from dirt, clay, organic matter or other deleterious substances. Sand derived from crushed gravel or stone may be used with the Engineer's approval but in no case shall such sand be derived from stone unsuitable for use as coarse aggregates.

1027.3 Construction Requirements

1027.3.1 Mixture

- a) Mortar mixture for brown coat shall be freshly prepared and uniformly mixed in the proportion by volume of one part Portland Cement, three (3) parts sand and one fourth (1/4) part hydrated lime.
- b) Finish coat shall be pure Portland cement properly graded conforming to the requirements of item 700, Hydraulic cement and mixed with water to approved consistency and plasticity.

1027.3.2 Surface Preparation

- a) After removal of formworks reinforce concrete surfaces shall be roughened to improved adhesion of cement plaster.
- b) Surfaces to receive cement plaster shall be cleaned of all projections, dust, loose particles, grease and bond breakers. Before any application of brown coat is commenced all surfaces that are to be plastered shall be wetted thoroughly with clean water to produce a uniformly condition.

1027.3.3 Application

- a) Brown coat mortar mix shall be applied with sufficient pressure starting from the lower portion of the surface to fill the grooved and to prevent air pockets in the reinforced concrete/masonry work and avoid mortar mix dropping. The brown coat shall be lightly broomed/or scratched before surface had properly set and allowed to cure.
- b) Finish coat shall not be applied until after the brown coat has seasoned for seven days and corrective measures had been done by the Contractor on surfaces that are defective. Just before the application of the finish coat, the brown coat surface shall be evenly moistened with portable water. Finish coat shall be floated first to a true and even surface, then troweled in a manner that will force the mixture to penetrate into the brown coat. Surfaces applied with coat shall then be smooth with paper in a circular motion to remove trowel marks, checks and blemishes. All cement plaster finish shall be 10 mm thick minimum on vertical concrete and/or masonry walls.

Whenever indicated on the Plans to be "Simulated Red Brick Finish", the Contractor shall render brick design on plaster surface before brown coat had properly set and then allowed to dry. Cement plaster shall not be applied directly to:

- a) Concrete or masonry surface that had been coated with bituminous compound and,
 - b) Surfaces that had been painted or previously plastered.
- 1027.3.4 Workmanship Cement plaster finish shall be true to details and plumbed. Finish surface shall have no visible junction marks where one (1) day's work adjoins the other. Where directed by the Engineer or as shown on the Plans vertical and horizontal groove joints shall be 25 mm wide and 10 mm deep.

1027.4 Method of Measurement

All cement plaster finish shall be measured in square meters or part thereof for work actually completed in the building.

1027.5 Basis of Payment

The work quantified and determined as provided in the Bills of Quantities shall be paid for at the Contract Unit Price which price constitutes full compensation including labor, materials, tolls, and equipment and incidentals necessary to complete this item.

Payment will be made under:

Pay Item Number	Description	Unit of Number measurement
1027(a)	Cement plaster Finish	m ²

ELECTRICAL

ITEM 1100 - CONDUITS, BOXES & FITTINGS

1100.1 Description

This item shall consist of the furnishing and installation of the complete conduit work consisting of electrical conduits, conduit boxes such as junction boxes, pull boxes, utility boxes and square boxes, conduit fittings such as coupling, locknuts and bushings and other electrical materials needed to complete the conduit roughing-in work of this project.

1100.2 Material Requirements

All material shall be brand new and shall be of the approved type meeting all the requirements of the Philippine Electrical Code and bearing the Philippine Standard Agency (PSA) mark.

Conduits

Conduits shall be standard rigid steel, zinc coated or galvanized. Intermediate metal conduit may be used if shown or specified on the approved Plans. PVC conduits if required shall be schedule 40. Enamel coated steel conduits and conduits with rough inner surfaces are not acceptable.

Conduit Boxes

All conduit boxes shall be Code gauge steel and galvanized. Outlet boxes shall be galvanized pressed steel of standard make. In general, outlet boxes shall be at least 100mm square or octagonal, 53 mm deep and 16 mm minimum gauge.

Conduit Fittings

All conduit fittings such as locknuts and bushing shall be galvanized of standard make.

1100.3 Construction Requirements

All works throughout shall, be executed in the best practice in a workmanlike manner by qualified and experienced electricians under the immediate supervision of a duly licensed Electrical Engineer.

Conduits

Conduits shall be cut square with a hacksaw and reamed. Bends shall be made with the required radius. In making bends only conduit bending apparatus will be used. The use of pipe tee or vise for bending conduits shall not be permitted. Conduits which have been crushed, deformed or flattened shall not be installed. No running thread shall be allowed. Conduits runs crossing construction joints of the building shall be provided with standard expansion fittings of the approved type.

No conduits shall be used in any system smaller than 12 mm diameter electric thread size nor shall have more than four (4) 90° bends in any one run and where necessary, pull boxes shall be provided.

Conduit Boxes & Fittings

Provide conduit boxes for pulling and splicing wires and outlet boxes for installation of wiring devices.

As a rule, provide junction boxes or pull boxes in all runs greater than 30 metres in length, for horizontal runs. For other lengths, provide boxes as required for splices or pulling. Pull boxes shall be installed in inconspicuous but accessible locations.

Support boxes independently of conduits entering by means of bolts, rod hangers or other suitable means.

Conduit boxes shall be installed plump and securely fastened. They shall be set flush with the surface of the structure in which they are installed where conduits are run concealed.

All convenience and wall switch outlet boxes for concealed conduit work shall be deep, rectangular flush type boxes. Four-inch octagonal flush type boxes shall be used for ceiling light outlets and shall be of the deep type where three or more conduits connect to a single box.

Floor mounted outlet boxes required shall be waterproof type with flush brass floor plate and brass bell nozzle.

All boxes shall be painted with antirust red lead paint after installation.

All conduits shall be fitted with approved standard galvanized bushing and lock nuts where they enter cabinets and conduit boxes.

Junction and pull boxes of code gauge steel shall be provided as indicated or as required to facilitate the pulling of wires and cables.

1100.4 Method of Measurement

The work under this Item shall be measured either by lengths, pieces, pairs, lot and set actually placed and installed as shown on the approved Plans.

1100.5 Basis of Payment

All works performed and measured and as provided for in the Bill of Quantities shall be paid for at the Unit Bid of Contract Unit Price which payment shall constitute full compensation including labor, materials, tools and incidentals necessary to complete this Item.

Payment shall be made under:

Pay Item Number	Description	Unit of Number Measurement
(1)	RSC Conduit Pipe – mm dia., with couplings	length
(2)	Locknut and Bushings	pairs
(3)	Conduit type	pieces
(4)	Conduit pipe elbow	pieces

(5)	Connector	pieces
(6)	Conduit clamp	pieces
(7)	PVC adapter	pieces
(8)	G.I Wire G.A.#14	kilos
(9)	Hacksaw Blade	pieces
(10)	PVC Tape 19 mm dia x 18 mm	rolls
(11)	Rubber Tape 19 mm dia x 227 g	rolls
(12)	PVC Solvent cement @ 400 cc	cans
(13)	PVC End Ball	pieces
(14)	Octagonal junction boxes	pieces
(15)	Utility Boxes	pieces
(16)	Metal Pull Box	pieces
(17)	Square Box	pieces
(18)	Telephone Cabinet	set
(19)	Reinforced Concrete Pedestal Pole	lot
(20)	Red Lead Point	lot
(21)	Weatherhead with type "F" Conduit	pieces
(22)	Grounding Rod copperweld 20 mm dia x 3 m	length
(23)	Apitong or Approved equal	
	Creosoted wood pole	pieces
(24)	Anchor Rod – mm dia	pieces
(25)	Anchor Log – mm dia	pieces
(26)	Powerload Studs with nuts	pieces

1100.6 General Specifications

The work to be done under this division of specifications consists of the fabrication, furnishing, delivery and installation, complete in all details of the electrical work, at the subject premises and all work materials incidental to the proper completion of the installation, except those portions of the work which are expressly stated to be done by other fields. All works shall be done in accordance with the rules and regulations and with the specifications.

1100.7 Specifications on:

1. Lighting fixtures and lamp

All lighting fixtures and lamps are as specified and listed on lighting fixture schedule. For fluorescent lamp, it shall be 40-watt rapid start cool-white. All fluorescent ballast shall be 230 volt, high power factor, of good quality materials and approved by the Bureau of Product Standards (BPS).

2. Material Requirements

All materials to be used shall conform to the BPS specification.

3. Construction Requirements

All grounding system installation shall be executed in accordance with the approved plans. Grounding system shall include building perimeter ground wires, grounding rods, clamps, connectors, ground wells and ground wire taps as shown in the approved design.

1100.8 Auxiliary systems

All auxiliary systems such as telephone and intercom system, time clock system, fire alarm system and public address/nurse's call/paging system installations shall be done in accordance with the approved design.

All materials to be used shall conform to the Bureau of Products Standards (BPS) specifications.

1100.9 Important requirement regarding Supervision of the work and submission of certificate of completion.

All wiring installation herein shall be done under the direct supervision of a licensed Electrical Engineer at the expense of the contractor. The contractor shall submit certificate of completion duly approved by the owner's representative.

1100.10 Test and guarantee

Upon completion of the electrical construction work, the contractor shall provide all test equipment and personnel and to submit written copies of all test results.

The contractor shall guarantee the electrical installation are done and in accordance with the approved plans and specifications. The contractor shall guarantee that the electrical systems are free from all grounds and from all defective workmanship and materials and will remain so for a period of one year from date and acceptance of works. Any defect shall be remedied by the Contractor at his own expense.

ITEM 1101 – WIRES AND WIRING DEVICES

1101.1

This Item shall consist of the furnishing and installation of all wires and wiring devices consisting of electric wires and cables, wall switches, convenience receptacles, heavy duty receptacles and other devices shown on the approved Plans but not mentioned in these specifications.

1101.2 Materials Requirement

Wires and cables shall be of the approved type meeting all the requirements of the Philippine Electrical Code and bearing the PSA mark unless specified or indicated otherwise, all power and lighting conductors shall be insulated for 600 volts.

All wires shall be copper, soft drawn and annealed, smooth and of cylindrical form and shall be centrally located inside the insulation.

All wiring devices shall be standard products of reputable electrical manufacturers. Wall switches shall be rated at least 10A, 250 volts and shall be spring operated, flush, tumbler type. Duplex convenience receptacles shall be rated at least 15A, 250 volts 3-wire, flush, polarized type.

1101.3 Construction Requirements

Conductors or wires shall not be drawn in conduits until after the cement plaster is dry and the conduits are thoroughly cleaned and free from dirt and moisture. In drawing wires into conduits, sufficient slack shall be allowed to permit easy connections for fixtures, switches, receptacles and other wiring devices without the use of additional splices.

All conductors of convenience outlets and lighting branch circuit homeruns shall be wired with a minimum of 3.5 mm² in size. Circuit homeruns to panel board shall not be smaller than 3.5 mm² but all homeruns to panel board more than 30 meters shall not be smaller than 5.5 mm². No conductor shall be less than 2.0 mm² in size.

All wires of 14 mm² and larger in size shall be connected to panels and apparatus by means of approved type lugs or connectors of the solderless type, sufficiently large enough to enclose all strands of the conductors and securely fastened. They shall not loosen under vibration or normal strain.

All joints, taps and splices on wires larger than 14 mm² shall be made of suitable solderless connectors of the approved type and size. They shall be taped with rubber and PVC tapes providing insulation not less than that of the conductors.

No splices or joints shall be permitted in either feeder or branch conductors except within outlet boxes or accessible junction boxes or pull boxes.

All joints in branch circuit wiring shall be made mechanically and electrically secured by approved splicing devices and taped with rubber and PVC tapes in a manner which will make their insulation as that of the conductor.

All wall switches and receptacles shall be fitted with standard bake lite face plate covers. Device plates for flush mounting shall be installed with all four edges in continuous contact with finished wall surfaces without the use of coiled wire or similar devices. Plaster filings will not be permitted. Plates installed in wet locations shall be gasketed.

1101.4 Method of Measurement

The work under this Item shall be measured either by meters, rolls, pieces, set, actually placed and installed as shown on the Plans.

1101.5 Basis of Payment

All work performed and measured and as provided for in this Bid of Quantities shall be paid for at the Unit Bid or Contract Unit Price which payment shall constitute full compensation including labor, materials, tools and incidentals necessary to complete this Item.

Payment shall be made under:

Payment Item Number	Description	Unit of Number Measurement
(1)	Electric wire	meter of rolls
(2)	Single Pole tumbler switch	pieces
(3)	Two-gang tumbler switch	pieces
(4)	Three-gang tumbler switch	pieces
(5)	Three way tumbler switch	pieces
(6)	Duplex convenience receptacles	set
(7)	Heavy duty convenience receptacles	set
(8)	Standard Telephone outlet	
	Bake lite cover with 9.52 center hole	pieces
(9)	Window type air conditioning	pieces

	Outlet 3-prong polarized type	
(10)	Bare Copper wire	meters
(11)	Grounding clamps for electric wires	pieces
(12)	Messenger wire	meters
(13)	Guy wire	meters
(14)	Vibrating Bell	set
(15)	Traffic Light Control Panel	set
(16)	Traffic Light metal enclosures complete with red and green light provided with reflectors and 152 mm diameter vibrating bell	set

ITEM 1032 - PAINTING, VARNISHING AND OTHER RELATED WORKS

1032.1 Description

This item shall consist of furnishing all paint materials, varnish and other related products, labor, tools equipment and plant required in undertaking the proper application of painting, varnishing and related works indicated on the Plans and in accordance with this Specification.

1032.2 Material Requirements Paint Materials

All types of paint material, varnish and other related product shall be subject to random test as to material composition by the Bureau of Research and Standard, DPWH or the National Institute of Science and Technology. (Use the following approved and tested brand name: Boysen, Davies, Ducth Boy, Fuller O Brien, or any approved equal).

Exterior

a)	Ferrous Metal	-	1 coat primer and 2 coats enamel paint
b)	Galvanized metal	-	1 coat zinc chromate primer and 2 coats Portland cement. Paint

1032.3 Construction Requirements

The contractor prior to commencement of the painting, varnishing and related work shall examine the surfaces to be applied in order not to jeopardize the quality and appearances of the painting varnishing and related works.

Workmanship in General

- a) All paints shall be evenly applied. Coats shall be of proper consistency and well brushed out so as to show a minimum of brush marks.
- b) All coats shall be thoroughly dry before the succeeding coat is applied.
- c) Where surfaces are not fully covered or cannot be satisfactorily finished in the number of coats specified such preparatory coats and subsequent coats as may be required shall be applied to attain the desired evenness of surface without extra cost to the owner.

1032.4 Method of Measurement

The areas of concrete, wood and metal surfaces applied with varnish, paint and other related coating materials shall be measured in square meters as desired and accepted to the satisfaction of the Engineer.

1032.5 Basis of Payment

The accepted work shall be paid at the unit bid price, which price and payment constitute full compensation for furnishing all materials, labor, equipment, tools and other incidental necessary to complete this item. Payment will made under:

Pay Item Number	Description	Unit of Measurement
	Painting Works	m²

ITEM 1004 – HARDWARE

1004.1 Description

This Item shall consist of furnishing and installing all building hardware required to: (1) ensure rigidly of joints/connections of the different parts of the structure; (2) equip in a satisfactory operating condition parts of the

structure such as doors, windows, cabinets, lockers, drawers, and other similar operating as indicated on the Plans and in accordance with this specifications.

1004.2 Material Requirements

1004.2.1 Rough Hardware

All rough hardware such as nails, screws, lag screws, bolts and other related fasteners required for carpentry work shall be first class quality and locally available.

1004.3 Construction Requirements

1004.3.1 Submittals:

The Contract shall submit all necessary information to the Engineer prior to placing of order.

1004.3.1.2 Hardware templates for fabricated truss/strut beams/columns shall be furnished to each fabricator to confirm that adequate provision will be done for proper installation of the hardware.

1004.3.1.3 Operation and maintenance data shall be provided and submitted to the Owner/LGU showing all the hardware component part lists and maintenance instructions for each type supplied including the necessary wrenches of tools required.

1004.4 Method of Measurement

All hardware actually installed shall be measured and determined by number of pieces or units ready for service as provided in the Bill of Quantities accepted to the satisfaction of the Engineer.

1004.5 Basis of Payment

The Items measured and determined as provided in subsection 1004.4 shall be paid for at the unit bid price which payment constitute full compensation of materials, labor and incidentals necessary to complete this Item.

Payment shall be made under:

Pay Item	Description	Unit of Number Measurement
1004.2.1	Rough Hardware	pcs/kilo
1004.2.2	Finishing Hardware	pcs/set

Prepared by:



ZHERLAND P. REBUCAL

Engineer II

City Engineering Department

Checked/Submitted by:

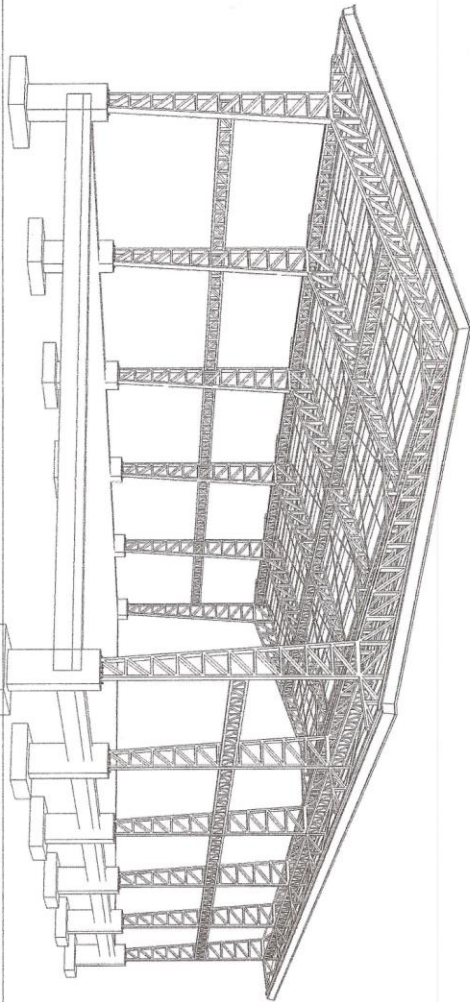


HILARION G. NALUPTA

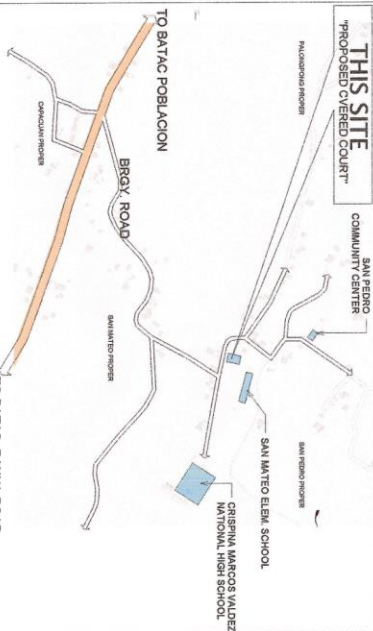
City Engineer

City Engineering Department

Section VII. Drawings




EXTERIOR PERSPECTIVE



SITE DEVELOPMENT PLAN

TABLE OF CONTENTS

A-1	EXTENSIVE RECREATIVE LAND GENERAL LAND-USE PLAN WATER USE
A-2	LAND USE FUTURE DEVELOPMENT TECHNICAL SPECIFICATION
S-1	CONCRETE IN PLACE CRITICAL SECTIONS OF DRAINAGE CRITICAL SECTIONS OF CULVERT PROTECTORS
S-2	DOOR FRAMING IN PLACE
S-3	TRUCK DOCKS/RAIL
E-1	LANDING IN POWER PLANT LANDSCAPE AND CONSTRUCTION OF LANDS LANDSCAPE DESIGN LOCATION OF PLANT RELOCATION WORKS



REPUBLIC OF THE PHILIPPINES
DIVISION OFFICE OF THE CITY ENGINEER
CITY OF BATANGAS

2

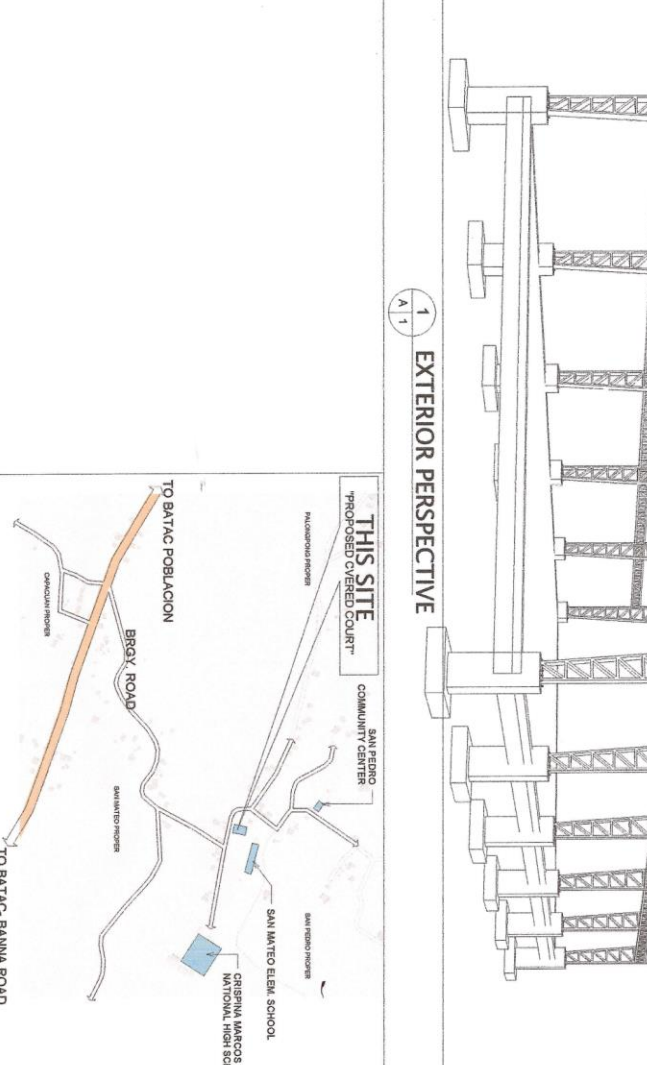
1:1500 MTS

SITE DEVELOPMENT PLAN

1

1:1500 MTS

EXTERIOR PERSPECTIVE



3

1:500 MTS

VICINITY MAP

THIS SITE
PROPOSED COVERED COURT

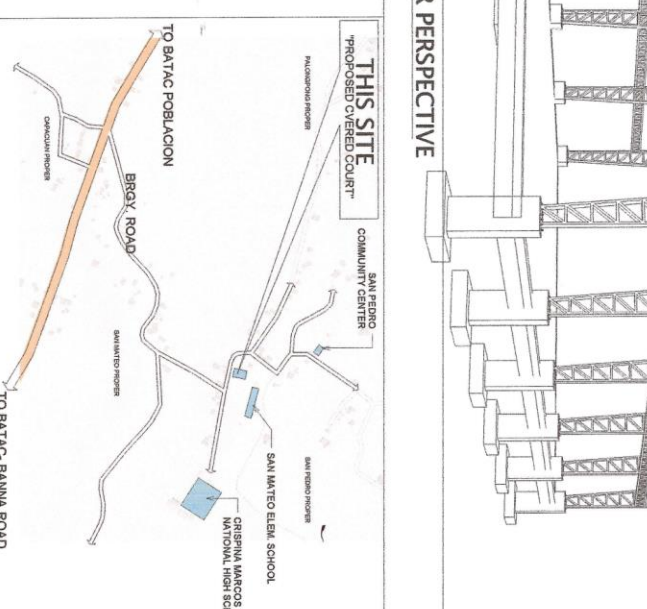



TABLE OF CONTENTS	
A-1	COVERED COURT STRUCTURE
A-2	FLOOR PLAN
B-1	FOUNDATION PLAN
B-2	ROOF TRUSSING PLAN
B-3	SECTION OF COLUMN FOOTING
B-4	SECTION OF COLUMN FOOTING
B-5	SECTION OF COLUMN FOOTING
B-6	SECTION OF COLUMN FOOTING
B-7	SECTION OF COLUMN FOOTING
B-8	SECTION OF COLUMN FOOTING
B-9	SECTION OF COLUMN FOOTING
B-10	SECTION OF COLUMN FOOTING
B-11	SECTION OF COLUMN FOOTING
B-12	SECTION OF COLUMN FOOTING
B-13	SECTION OF COLUMN FOOTING
B-14	SECTION OF COLUMN FOOTING
B-15	SECTION OF COLUMN FOOTING
B-16	SECTION OF COLUMN FOOTING
B-17	SECTION OF COLUMN FOOTING
B-18	SECTION OF COLUMN FOOTING
B-19	SECTION OF COLUMN FOOTING
B-20	SECTION OF COLUMN FOOTING
B-21	SECTION OF COLUMN FOOTING
B-22	SECTION OF COLUMN FOOTING
B-23	SECTION OF COLUMN FOOTING
B-24	SECTION OF COLUMN FOOTING
B-25	SECTION OF COLUMN FOOTING
B-26	SECTION OF COLUMN FOOTING
B-27	SECTION OF COLUMN FOOTING
B-28	SECTION OF COLUMN FOOTING
B-29	SECTION OF COLUMN FOOTING
B-30	SECTION OF COLUMN FOOTING
B-31	SECTION OF COLUMN FOOTING
B-32	SECTION OF COLUMN FOOTING
B-33	SECTION OF COLUMN FOOTING
B-34	SECTION OF COLUMN FOOTING
B-35	SECTION OF COLUMN FOOTING
B-36	SECTION OF COLUMN FOOTING
B-37	SECTION OF COLUMN FOOTING
B-38	SECTION OF COLUMN FOOTING
B-39	SECTION OF COLUMN FOOTING
B-40	SECTION OF COLUMN FOOTING
B-41	SECTION OF COLUMN FOOTING
B-42	SECTION OF COLUMN FOOTING
B-43	SECTION OF COLUMN FOOTING
B-44	SECTION OF COLUMN FOOTING
B-45	SECTION OF COLUMN FOOTING
B-46	SECTION OF COLUMN FOOTING
B-47	SECTION OF COLUMN FOOTING
B-48	SECTION OF COLUMN FOOTING
B-49	SECTION OF COLUMN FOOTING
B-50	SECTION OF COLUMN FOOTING
B-51	SECTION OF COLUMN FOOTING
B-52	SECTION OF COLUMN FOOTING
B-53	SECTION OF COLUMN FOOTING
B-54	SECTION OF COLUMN FOOTING
B-55	SECTION OF COLUMN FOOTING
B-56	SECTION OF COLUMN FOOTING
B-57	SECTION OF COLUMN FOOTING
B-58	SECTION OF COLUMN FOOTING
B-59	SECTION OF COLUMN FOOTING
B-60	SECTION OF COLUMN FOOTING
B-61	SECTION OF COLUMN FOOTING
B-62	SECTION OF COLUMN FOOTING
B-63	SECTION OF COLUMN FOOTING
B-64	SECTION OF COLUMN FOOTING
B-65	SECTION OF COLUMN FOOTING
B-66	SECTION OF COLUMN FOOTING
B-67	SECTION OF COLUMN FOOTING
B-68	SECTION OF COLUMN FOOTING
B-69	SECTION OF COLUMN FOOTING
B-70	SECTION OF COLUMN FOOTING
B-71	SECTION OF COLUMN FOOTING
B-72	SECTION OF COLUMN FOOTING
B-73	SECTION OF COLUMN FOOTING
B-74	SECTION OF COLUMN FOOTING
B-75	SECTION OF COLUMN FOOTING
B-76	SECTION OF COLUMN FOOTING
B-77	SECTION OF COLUMN FOOTING
B-78	SECTION OF COLUMN FOOTING
B-79	SECTION OF COLUMN FOOTING
B-80	SECTION OF COLUMN FOOTING
B-81	SECTION OF COLUMN FOOTING
B-82	SECTION OF COLUMN FOOTING
B-83	SECTION OF COLUMN FOOTING
B-84	SECTION OF COLUMN FOOTING
B-85	SECTION OF COLUMN FOOTING
B-86	SECTION OF COLUMN FOOTING
B-87	SECTION OF COLUMN FOOTING
B-88	SECTION OF COLUMN FOOTING
B-89	SECTION OF COLUMN FOOTING
B-90	SECTION OF COLUMN FOOTING
B-91	SECTION OF COLUMN FOOTING
B-92	SECTION OF COLUMN FOOTING
B-93	SECTION OF COLUMN FOOTING
B-94	SECTION OF COLUMN FOOTING
B-95	SECTION OF COLUMN FOOTING
B-96	SECTION OF COLUMN FOOTING
B-97	SECTION OF COLUMN FOOTING
B-98	SECTION OF COLUMN FOOTING
B-99	SECTION OF COLUMN FOOTING
B-100	SECTION OF COLUMN FOOTING

APPROVED BY:



ENGR. ALBERT D. CHUA

CITY MAYOR

1

1

BUREAU OF FIRE

Section VIII. Bill of Quantities

Section VIII. Bill of Quantities

B.3	Permits and Clearances	l.s.	1.00	<u>In words:</u> <u>In Figures:</u>	In Figures:
B.5	Project Billboard/ Signboard	Ea.	1.00	<u>In words:</u> <u>In Figures:</u>	In Figures:
B.7(2)	Occupational Safety and Health Program	l.s.	1.00	<u>In words:</u> <u>In Figures:</u>	In Figures:
B.9	Mobilization / Demobilization	l.s	1.00	<u>In words:</u> <u>In Figures:</u>	In Figures:
800(2)	Clearing and Grubbing	l.s.	1.00	<u>In words:</u> <u>In Figures:</u>	In Figures:
803(1)a	Structure Excavation(Comm on Soil, Manual Excavation)	Cu. m.	93.70	<u>In words:</u> <u>In Figures:</u>	In Figures:
804(1)a	Embankment from Structure Excavation	Cu.m.	50.78	<u>In words:</u> <u>In Figures:</u>	In Figures:
804(1)b	Embankment from Borrow	Cu.m.	103.06	<u>In words:</u> <u>In Figures:</u>	In Figures:
804(4)	Gravel Fill	Cu.m.	50.40	<u>In words:</u> <u>In Figures:</u>	In Figures:
900(1)c1	Structural Concrete (Class A), 28 Days	Cu.m.	94.53	<u>In words:</u> <u>In Figures:</u>	In Figures:
902(1)b	Reinforcing Steel (Deformed), Grade 60	Kgs.	5,699.41	<u>In words:</u> <u>In Figures:</u>	In Figures:
903(1)	Formworks and Falseworks	Sq..m.	202.24	<u>In words:</u> <u>In Figures:</u>	In Figures:
1046(2)a 1	100mm CHB Load Bearing (including Reinforcing Steel)	sq.m.	36.16	<u>In words:</u> <u>In Figures:</u>	In Figures:

1027(1)	Cement Plaster Finish	Sq.m.	36.16	<u>In words:</u> <hr/> <u>In Figures:</u>	In Figures:
1032(1)c	Painting Works (Steel)	Sq.m.	1,785.81	<u>In words:</u> <hr/> <u>In Figures:</u>	In Figures:
1014(1)b 2	Prepainted Metal Sheets, (Long Span, Rib type, Above 0.50mm thk)	Sq.m.	600.60	<u>In words:</u> <hr/> <u>In Figures:</u>	In Figures:
1013(2)a 1	Fabricated Metal Roofing Accessory (Ridge/Hip Rolls, GA 24)	l.m.	33.00	<u>In words:</u> <hr/> <u>In Figures:</u>	In Figures:
1013(2)a 2	Fabricated Metal Roofing Accessory (Flashing, GA26)	l.m.	66.88	<u>In words:</u> <hr/> <u>In Figures:</u>	In Figures:
1013(2)b 1	Fabricated Metal Roofing Accessory (Gutters, GA 24)	l.m.	66.00	<u>In words:</u> <hr/> <u>In Figures:</u>	In Figures:
1047(2)	Structural Steel	Kgs.	14,206.33	<u>In words:</u> <hr/> <u>In Figures:</u>	In Figures:
1100(10)	Conduits, boxes, and Fittings (conduit works/Conduit Rough in)	l.s.	1.00	<u>In words:</u> <hr/> <u>In Figures:</u>	In Figures:
1101(33)	Wires and Wiring Devices	l.s.	1.00	<u>In words:</u> <hr/> <u>In Figures:</u>	In Figures:
1102(1)	Panelboard with Main and Branch Breakers	l.s.	1.00	<u>In words:</u> <hr/> <u>In Figures:</u>	In Figures:
1103(1)	Lighting fixtures and lamps	l.s.	1.00	<u>In words:</u> <hr/> <u>In Figures:</u>	In Figures:
1001(6)	Catch Basin	l.s.	1.00	<u>In words:</u> <hr/> <u>In Figures:</u>	In Figures:
1001(9)	Storm Drainage and Downspout	l.s.	1.00	<u>In words:</u> <hr/> <u>In Figures:</u>	In Figures:

Section IX. Checklist of Technical and Financial Documents

Checklist of Technical and Financial Documents

I. TECHNICAL COMPONENT ENVELOPE

Class “A” Documents

Legal Documents

- ☐ (a) Valid PhilGEPS Registration Certificate (Platinum Membership) (all pages);
or

Technical Documents

- ☐ (e) Statement of the prospective bidder of all its ongoing government and private contracts, including contracts awarded but not yet started, if any, whether similar or not similar in nature and complexity to the contract to be bid; **and**
- ☐ (f) Statement of the bidder’s Single Largest Completed Contract (SLCC) similar to the contract to be bid, except under conditions provided under the rules; **and**
- ☐ (g) Philippine Contractors Accreditation Board (PCAB) License;
or
Special PCAB License in case of Joint Ventures; **and** registration for the type and cost of the contract to be bid; **and**
- ☐ (h) Original copy of Bid Security. If in the form of a Surety Bond, submit also a certification issued by the Insurance Commission;
or
Original copy of Notarized Bid Securing Declaration; **and**
- ☐ (i) Project Requirements, which shall include the following:
- ☐ a. Organizational chart for the contract to be bid;
- ☐ b. List of contractor’s key personnel (*e.g.*, Project Manager, Project Engineers, Materials Engineers, and Foremen), to be assigned to the contract to be bid, with their complete qualification and experience data;
- ☐ c. List of contractor’s major equipment units, which are owned, leased, and/or under purchase agreements, supported by proof of ownership or certification of availability of equipment from the equipment lessor/vendor for the duration of the project, as the case may be; **and**
- ☐ (j) Original duly signed Omnibus Sworn Statement (OSS); **and** if applicable, Original Notarized Secretary’s Certificate in case of a corporation, partnership, or cooperative; or Original Special Power of Attorney of all members of the joint venture giving full power and authority to its officer to sign the OSS and do acts to represent the Bidder.

Financial Documents

- ☐ (k) The prospective bidder’s audited financial statements, showing, among others, the prospective bidder’s total and current assets and liabilities, stamped “received” by the BIR or its duly accredited and authorized institutions, for the preceding calendar year which should not be earlier than two (2) years from the date of bid submission; **and**
- ☐ (l) The prospective bidder’s computation of Net Financial Contracting Capacity (NFCC).

Class “B” Documents

- ☐ (m) If applicable, duly signed joint venture agreement (JVA) in accordance with RA No. 4566 and its IRR in case the joint venture is already in existence;
or

duly notarized statements from all the potential joint venture partners stating that they will enter into and abide by the provisions of the JVA in the instance that the bid is successful.

II. FINANCIAL COMPONENT ENVELOPE

- ☐ (n) Original of duly signed and accomplished Financial Bid Form; **and**

Other documentary requirements under RA No. 9184

- ☐ (o) Original of duly signed Bid Prices in the Bill of Quantities; **and**
- ☐ (p) Duly accomplished Detailed Estimates Form, including a summary sheet indicating the unit prices of construction materials, labor rates, and equipment rentals used in coming up with the Bid; **and**
- ☐ (q) Cash Flow by Quarter.

